

# SSFA comparison

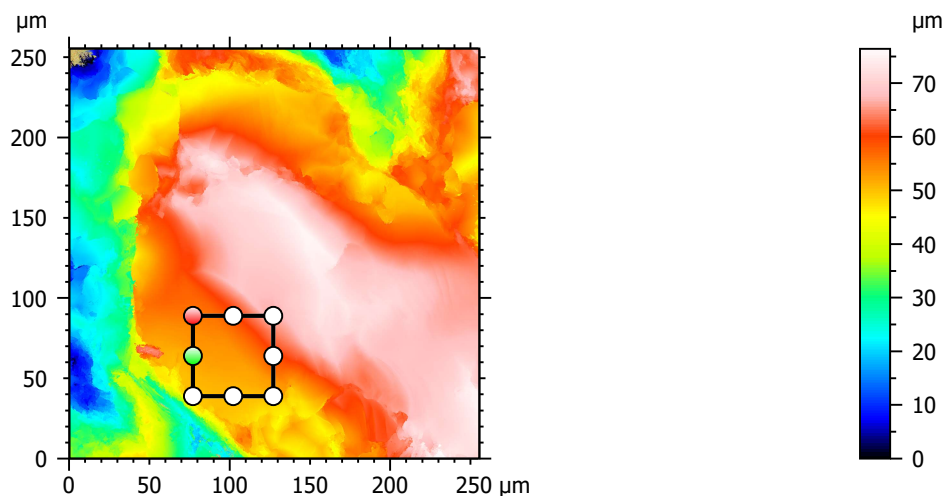
Template to process all lithic surfaces acquired with the Zeiss LSM 800 with the 50x/0.95 objective.

## A. Processing

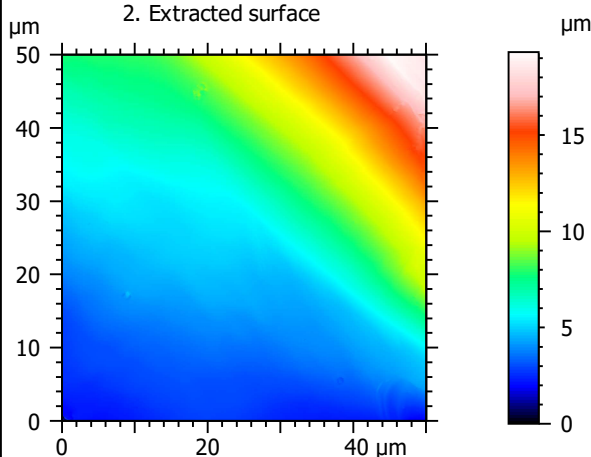
### Identity card

Name:	QTZ3-3_LSM_50x-0.95_20190418_Area1_Topo		
File path:	D:\Data\3Ddata\SSFA\Lithics\Original_surfaces\QTZ3-3_LSM_50x-0.95_20190418_Area1_Topo.sur		
Created on:	4/18/2019 11:41:09 AM		
Studiable type:	Surface		
Axis:	X		
Length:	255.5	μm	
Size:	3000	points	
Spacing:	0.08519	μm	
Axis:	Y		
Length:	255.5	μm	
Size:	3000	points	
Spacing:	0.08519	μm	
Axis:	Z		
Layer type:	Topography		
Length:	76.41	μm	
Size:	65532	digits	
Spacing:	0.001166	μm	
NM-points ratio:	0.000 % (0 Pts)		

### 1. Acquired surface

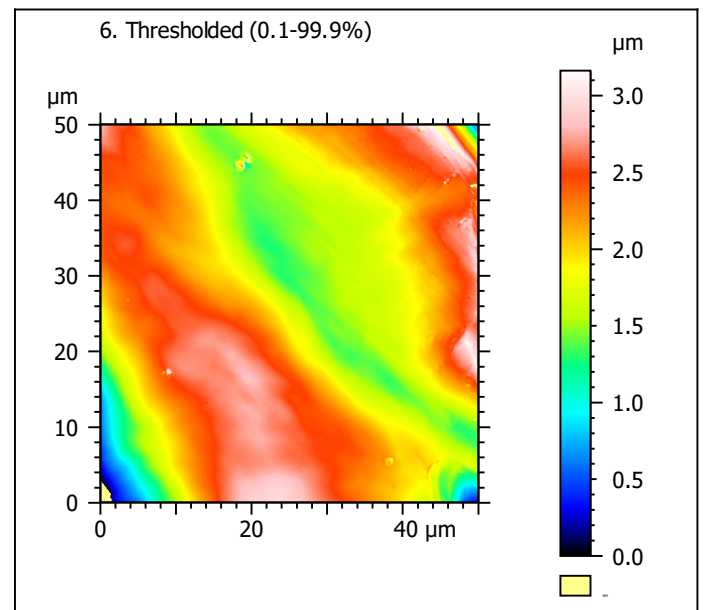
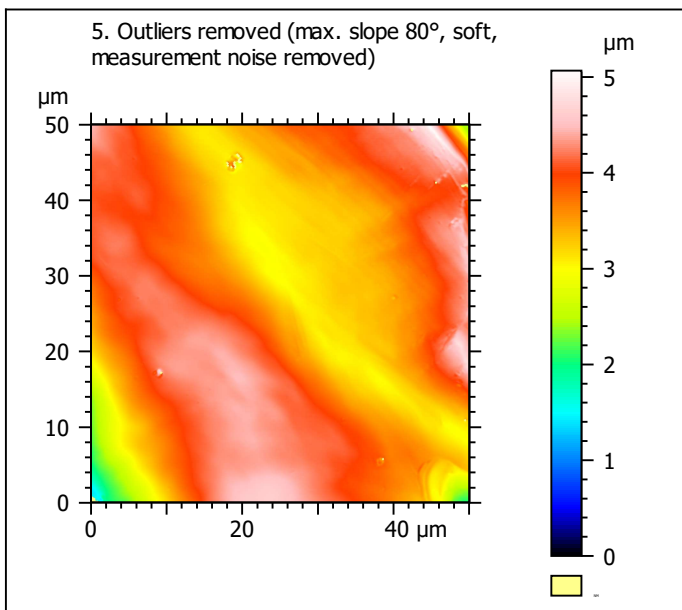
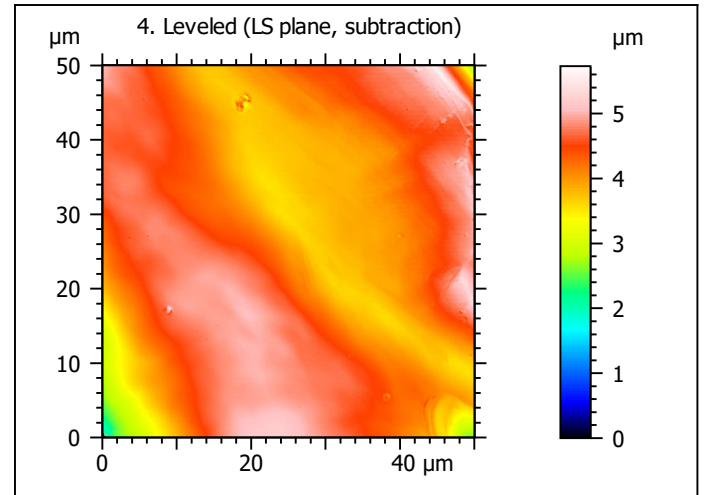
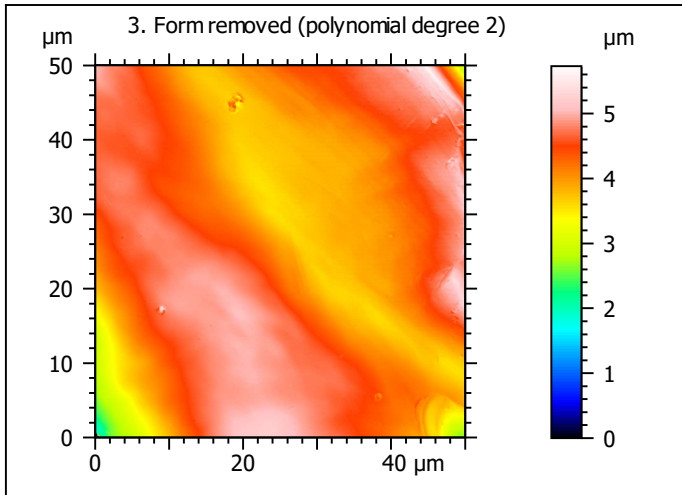


### 2. Extracted surface



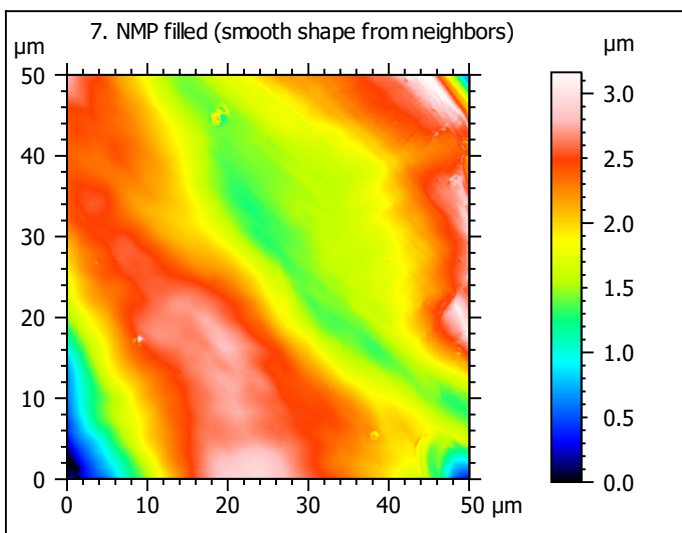
### Identity card

Name:	QTZ3-3_LSM_50x-0.9...opo > Extracted area		
Axis:	X		
Length:	50.00	μm	
Size:	588	points	
Axis:	Y		
Length:	50.00	μm	
Size:	588	points	
Axis:	Z		
Layer type:	Topography		
Length:	19.31	μm	
Size:	16562	digits	
NM-points ratio:	0.000 % (0 Pts)		

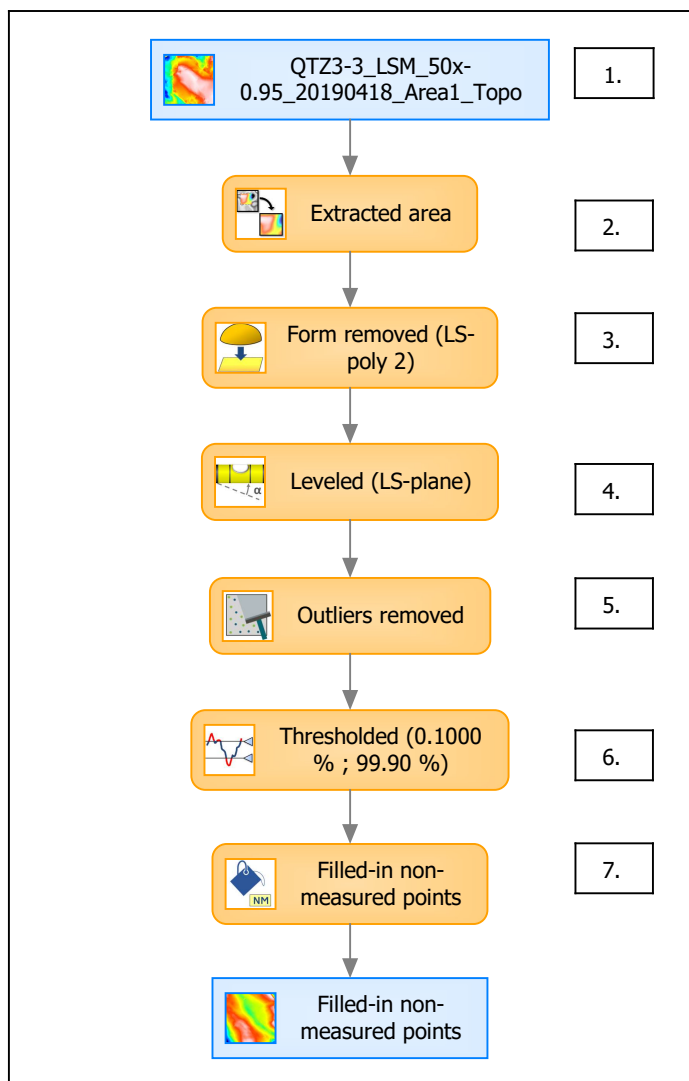


Identity card	
Name:	QTZ3-3_LSM_50x-0.9...e) > Outliers removed
Axis:	Z
NM-points ratio:	0.09053 % (313 Pts)

Identity card	
Name:	QTZ3-3_LSM_50x-0.9...0.1000 % ; 99.90 %)
Axis:	Z
NM-points ratio:	0.2889 % (999 Pts)



## B. Summary



### Identity card

Name: QTZ3-3\_LSM\_50x-0.95\_20190418\_Area1\_Topo > Extracted area ...resholded (0.1000 % ; 99.90 %) > Filled-in non-measured points

Studiabale type: Surface

#### Axis: X

Length: 50.00  $\mu\text{m}$   
Size: 588 points  
Spacing: 0.08519  $\mu\text{m}$

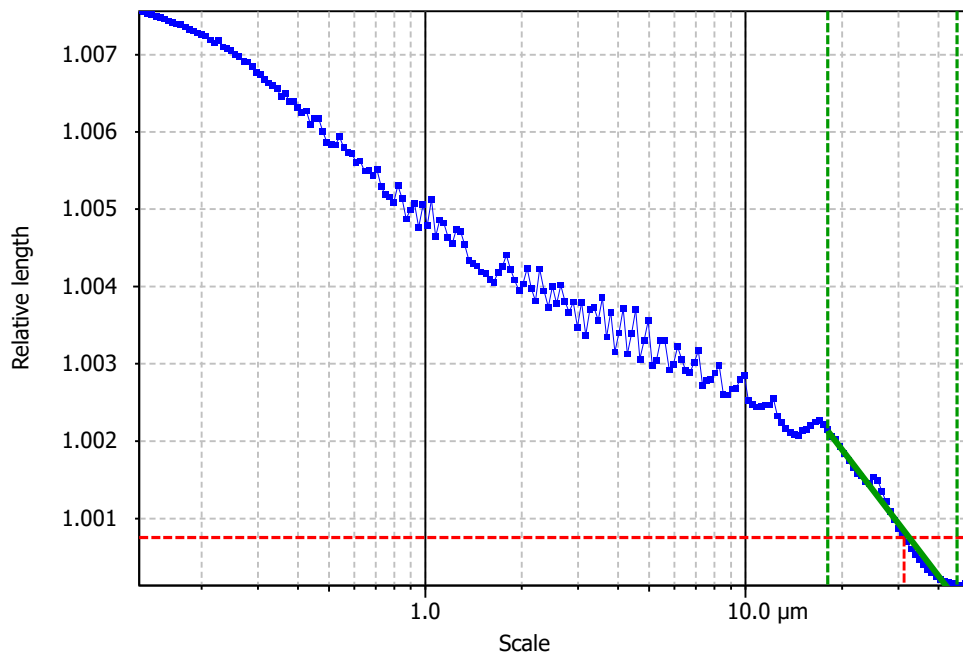
#### Axis: Y

Length: 50.00  $\mu\text{m}$   
Size: 588 points  
Spacing: 0.08519  $\mu\text{m}$

#### Axis: Z

Layer type: Topography

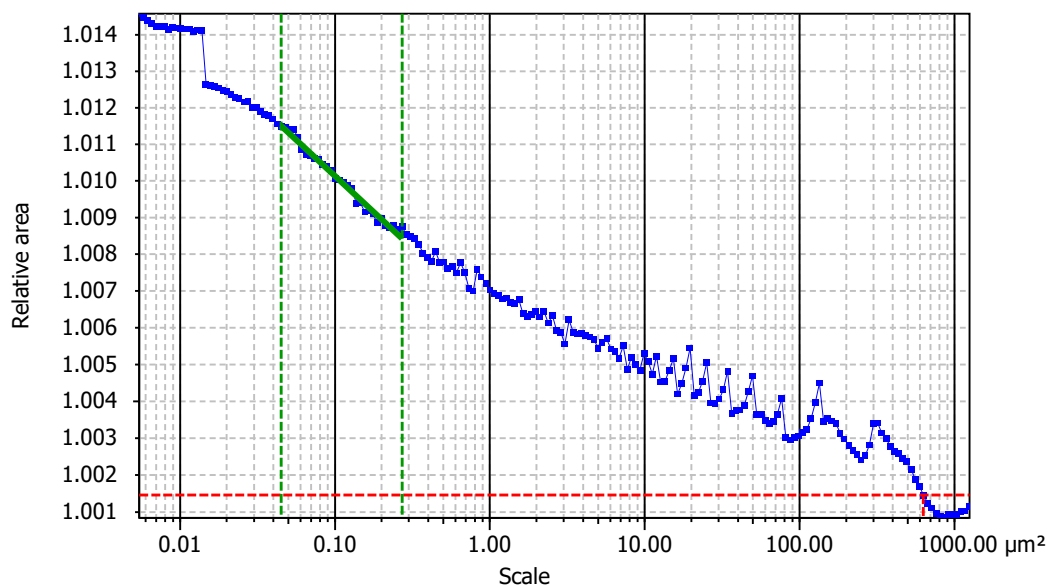
Length: 3.163  $\mu\text{m}$   
Size: 2713 digits  
Spacing: 0.001166  $\mu\text{m}$

**Information**

Method	Length-scale (rows)
--------	---------------------

**Parameters**

Parameters	Value	Unit	Comment
epLsar	0.007076		Length-scale anisotropy ( <i>Sfrax</i> ) (1.8 μm, 5°)
NewEplsar	0.01649		Length-scale anisotropy (1.8 μm, 5°)

**Information**

Method	Area-scale (four corners)
--------	---------------------------

**Parameters**

Parameters	Value	Unit	Comment
R <sup>2</sup>	0.9829		Reg. coefficient R <sup>2</sup>
Asfc	1.695		Fractal complexity
Smfc	0.08341	μm <sup>2</sup>	Scale of max complexity
HAsfc9	0.9690		Heterogeneity of Asfc (3x3)
HAsfc81	5.796		Heterogeneity of Asfc (9x9)